




SR INNOVATIVE TECHNOLOGIES



Name of the Facility : 3D Printing



Printer 1: Impresora de resina SLA Creality LD-002H

**SR Innovative
Technologies**

<i>Parameters</i>	<i>Specifications</i>
<i>Model Series</i>	<i>Impresora de resina SLA Creality LD-002H</i>
<i>Print Size (L x W x H) (mm):</i>	<i>119 *65 *160mm</i>
<i>Printing Speed (mm/s):</i>	<i>6-18s/layers</i>
<i>Support Consumables:</i>	<i>Ordinary rigid photosensitive resin standard resin elastomeric</i>
<i>Model No.:</i>	<i>LD-002R</i>
<i>Nozzle Diameter (mm):</i>	<i>0.03mm-0.5mm</i>
<i>Ideal Filament:</i>	<i>resin</i>
<i>Cost</i>	<i>INR : 40,000 to 50,000</i>

*Applications : Used for Custom Medical Implants, Aerospace Component
Fabrication Automotive Part Development, Tooling and Jigs Production*

Name of the Facility : 3D Printing

Printer 2: XI Series (Bamboo)

**SR Innovative
Technologies**



<i>Parameters</i>	<i>Specifications</i>
<i>Model Series</i>	<i>XI Series</i>
<i>Print Size (L*W*H) mm):</i>	<i>256*256*256</i>
<i>Printing Speed (mm / s)</i>	<i>500</i>
<i>Filament Compatibility:</i>	<i>ABS, ASA, Carbon/Glass Fibre Reinforced Polymer, PA, PC, PET</i>
<i>Model No.:</i>	<i>XI Carbon Combo</i>
<i>Nozzle Diameter (mm):</i>	<i>0.4 mm</i>
<i>Hot end Temperature (°C)-</i>	<i>300</i>
<i>Filament Diameter (mm):</i>	<i>1.75</i>
<i>Ideal Filament:</i>	<i>Carbon/Glass Fibre Reinforced Polymer, PA, PC</i>
<i>Cost :</i>	<i>INR: 1,79,999 to 1,99,999</i>

Name of the Facility : 3D Printing

Printer 3: 3D Print Mill (CR 30)

**SR Innovative
Technologies**




<i>Parameters</i>	<i>Specifications</i>
<i>Model Series</i>	<i>3DPrintMill (CR 30) 3D Printer</i>
<i>Print Size (L*W*H) mm):</i>	<i>200*170*∞ mm</i>
<i>Printing Speed (mm / s)</i>	<i>500</i>
<i>Filament Compatibility:</i>	<i>PLA, ABS, Nylon, Wood PLA, ASA, Rubber-like (TPU), Chameleon PLA</i>
<i>Model No.:</i>	<i>Creality Ender 3 V3 SE 3D Printer</i>
<i>Nozzle Diameter (mm):</i>	<i>0.4 mm</i>
<i>Hot end Temperature (°C)-</i>	<i>≤ 240 °C</i>
<i>Filament Diameter (mm):</i>	<i>1.75</i>
<i>Ideal Filament:</i>	<i>PLA/TPU/PETG</i>
<i>Cost :</i>	<i>INR: 1,35,000 to 1,50,000</i>

Name of the Facility : 3D Printing

Printer 4: 3D Printer A 350 T

**SR Innovative
Technologies**



<i>Parameters</i>	<i>Specification</i>
<i>Model Series</i>	<i>3D Printer A350T</i>
<i>Print Size (L*W*H)(mm)</i>	<i>320 x 350 x 330 mm</i>
<i>Printing Speed :</i>	<i>120mm/s</i>
<i>Filament Compatibility</i>	<i>PLA,ABS,PETG,TPU(Hardness > 95 Shore A) Wood filled PLA</i>
<i>Model No.</i>	<i>A350T</i>
<i>Nozzle Diameter :</i>	<i>0.4mm</i>
<i>Nozzle Temperature :</i>	<i>≤275°C</i>
<i>Filament Diameter :</i>	<i>1.75mm</i>
<i>Ideal Filament</i>	<i>PLA,ABS,PETG,TPU(Hardness > 95 Shore A) Wood filled PLA</i>
<i>Cost</i>	<i>INR 1,70,000 - 1,80,000</i>

Name of the Facility :
3D Printing

Printer 5: Creality Ender 3

**SR Innovative
Technologies**



<i>Parameters</i>	<i>Specification</i>
<i>Model Series</i>	<i>Creality Ender 3</i>
<i>Print Size (L*W*H)(mm)</i>	<i>220 x 220 x 240 mm</i>
<i>Printing Speed :</i>	<i>500 mm/s</i>
<i>Filament Compatibility</i>	<i>PLA,ABS,PETG,TPU(Hardness > 95 Shore A) Wood filled PLA</i>
<i>Model No.</i>	<i>Creality Ender 3</i>
<i>Nozzle Diameter :</i>	<i>0.4mm</i>
<i>Hotend Temperature :</i>	<i>≤260°C</i>
<i>Filament Diameter :</i>	<i>1.75mm</i>
<i>Ideal Filament</i>	<i>PLA,ABS,PETG,TPU(Hardness > 95 Shore A) Wood filled PLA</i>
<i>Cost</i>	<i>INR 25,000 to 30,000</i>

Name of the Facility : 3D Printing

Printer 6: Rotrics Dex Arm

**SR Innovative
Technologies**



<i>Parameters</i>	<i>Specification</i>
<i>Build Volume:</i>	<i>Irregular shape, bigger than 220 x 155 x 160 mm (8.6" x 6.1" x 6.2").</i>
<i>Layer Resolution:</i>	<i>0.1 - 0.3 mm.</i>
<i>Supported Materials:</i>	<i>PLA, TPU, Wood, Carbon Fiber, ABS*, PETG*.</i>
<i>Nozzle Diameter:</i>	<i>0.4 mm*.</i>
<i>Nozzle Temperature:</i>	<i>Up to 250 °C.</i>
<i>Supported File Types:</i>	<i>STL, OBJ.</i>
<i>Supported Slicing Software:</i>	<i>Rotrics Studio, Cura, S3r.</i>
<i>Cost</i>	<i>INR : 1,50,000 to 1,70,000</i>

Name of the Facility : 3D Printing

Printer 7: Anycubic Kobra 2

SR Innovative Technologies



<i>Parameters</i>	<i>Specification</i>
<i>Build Volume:</i>	<i>250*220*220 mm/ 9.8*8.7*8.7 in</i>
<i>Printing Speed</i>	<i>300 mm/s (Max)/ 200 mm/s (Typ)</i>
<i>Operating Screen</i>	<i>4.3-inch color touch screen</i>
<i>Material</i>	<i>PLA, ABS, PETG, and TPU</i>
<i>Connection Method</i>	<i>Micro SD Card</i>
<i>Supported File Types</i>	<i>STL/OBJ/JPG/PNG</i>
<i>Machine dimensions</i>	<i>19.1x173x171in./486*440*435mm(HWD)</i>
<i>Cost</i>	<i>INR : 15,000 to 20,000</i>

<i>Any Specific Requirements</i>	<ol style="list-style-type: none"><i>1. Keep room humidity < 40% for sensitive filaments Like Nylon or PVA</i><i>2. Open Printers (E.g PLA) benefit from good airflow and part cooling fans</i><i>3. Enclosed printers are Critical for High temp or warp –prone filaments (E.g ABS,PC).</i><i>4. Too much cooling can cause poor layer adhesion, Reduce the fan speed or gradually increase it after the first few layers to ensure better bonding between layers</i>
----------------------------------	---

Name of the Facility :
3D Concrete Printer



<i>Parameters</i>	<i>Specification</i>
<i>Printer Type</i>	<i>Gantry type extrusion based concrete printer with hopper system</i>
<i>Material Type</i>	<i>Concrete, clay, viscous pastes, etc.</i>
<i>Build Volume</i>	<i>1500 mm (L) X 1500mm (B) X 1500 mm (H)</i>
<i>Maximum movement speed</i>	<i>100mm/s (X), 100mm/s(Y), 40mm/s(Z)</i>
<i>Path and positional repeatability</i>	<i>< 0.5 mm</i>
<i>Printer height</i>	<i>2.5 m</i>
<i>Printer Weight</i>	<i><600 kg</i>
<i>Extrusion capacity</i>	<i>Integrated hopper with 15 kg of material storage capacity 10 mm</i>
<i>Minimum Layer Height</i>	<i>PLA,ABS,PETG,TPU(Hardness > 95 Shore A) Wood filled PLA</i>
<i>Print Precision Extrusion System</i>	<i>±0.5 mm Extrusion at Nozzle with Hopper, with provision of additive mixing at the nozzle. The extrusion rate can be controlled by the software user interface.</i>

*Name of the Facility :
3D Concrete Printer*

**SR Innovative
Technologies**

Photography



<i>Approx Cost</i>	<i>INR 30 lakhs to 35 Lakhs</i>
<i>Any Specific Requirements</i>	<ol style="list-style-type: none"><i>1. The printers frame should be rigid and stable to prevent any wobbling or misalignment during printing</i><i>2. Control airflow around the printed part to ensure even curing</i>

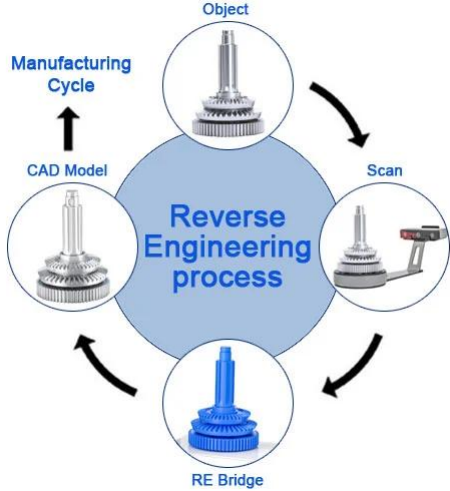
Applications : 3D Concrete Printers are used for building affordable housing emergency shelters ,public art ,infrastructure and even conceptual space habitats making construction faster cheaper and more versatile

Name of the Facility :
3D Scanner



<i>Parameters</i>	<i>Specification</i>
<i>Scan Mode</i>	<i>Fixed Scan (Turntable)</i> <i>Fixed Scan (Without Turntable)</i>
<i>Scan Speed</i>	<i>Maximum <2min</i> <i>Minimum <8s</i>
<i>Point Distance Accuracy Suitable Distance</i>	<i>0.17mm-0.2mm</i> <i>Single Scan</i> <i>Accuracy: 0.1mm</i> <i>290-480mm</i>
<i>Light Source</i>	<i>White light LED</i>
<i>Maximum</i>	<i>200mm*200mm*200mm</i>
<i>Scan Volume</i>	<i>(Turntable)</i> <i>700mm*700mm*700mm</i> <i>(Without Turntable)</i>
<i>Minimum Scan Volume</i>	<i>30mm*30mm*30mm</i> <i>(Turntable)</i> <i>30mm*30mm*30mm</i> <i>(Without Turntable)</i>


*Name of the Facility :
3D Scanner*




Applications of 3d Scanner


A 3D scanner is used in reverse engineering to scan components such as gears camshafts and other devices


<i>Photographs</i>	
<i>Approx Cost</i>	<i>INR : 3,30,000 to 3,50,000</i>
<i>Any Specific Requirements</i>	<ol style="list-style-type: none"> <i>1. Ensure your scanner is mounted on a stable platform to avoid vibrations or movements which can introduce noise into the scan data</i> <i>2. Avoid direct sunlight ,bright reflections or harsh shadows</i>


<p><i>Name of the Facility</i></p>	<p><i>Lazer Engraving</i></p>	
<p><i>Applications</i></p>	<p><i>Used for creating various profile by lazer engraving on various materials like plastic, wood, glass and metal</i></p>	
<p><i>Technical Specifications</i></p> 	<p><i>Parameters</i> <i>Data Transmission Methods</i> <i>Overall Dimensions (W x D x H)</i> <i>Laser Power</i> <i>Wavelength</i> <i>Supported Materials</i> <i>Supported File Types</i> <i>Supported OS</i> <i>Touchscreen Specs</i> <i>Rated Power</i></p>	<p><i>Specifications</i> <i>Wi-Fi, USB cable, USB flash drive</i> <i>320 mm x 315 mm x 270 mm</i> <i>1600 mW</i> <i>450 nm</i> <i>Wood, leather, plastic, fabric, paper, non-transparent acrylic stl, .obj</i> <i>Windows, macOS, Linux</i> <i>5 in., Android OS, Quad-core</i> <i>1.1 GHz ARM Cortex-A7</i> <i>320 W</i></p>
<p><i>Approx Cost</i></p>	<p><i>INR : 2,30,000 to 2,50,000</i></p>	
<p><i>Any Specific Requirements</i></p>	<p><i>1 The proper Exhaust system is required for removing generated gases</i> <i>2. Wear Safety Goggles during operation</i></p>	

<i>Name of the Facility</i>	<i>C02 Laser Cutting Machine</i>	
<i>Applications</i>	<i>Used for cutting and engraving various materials like plastic ,wood and glass</i>	
<i>Technical Specifications</i> 	<i>Parameters</i> <i>Laser Tube</i> <i>Laser Power</i> <i>Working Size Software Support</i> <i>Laser tube Life Axis</i> <i>Control System</i> <i>Chiller</i> <i>File Support</i>	<i>Specifications</i> <i>Water Cooling Sealed Glass CO2</i> <i>40W</i> <i>300mmX200mm</i> <i>Corel Laser</i> <i>2000-3000 Hours</i> <i>X,Y</i> <i>NANO M2</i> <i>Water Pump</i> <i>BPM/JPG/CDR/DWG/DXF/ZIP/DF</i>
<i>Approx Cost</i>	<i>INR : 60,000 to 70,000</i>	
<i>Any Specific Requirements</i>	<ol style="list-style-type: none"> <i>1 The proper Exhaust system is required for removing generated gases</i> <i>2. Regularly clean the laser lens, mirrors, and the cutting bed.</i> <i>3. Use a reliable cooling system (or an air-conditioning system for the laser machine) to prevent the laser tube from overheating, which can result in reduced power output or damage.</i> 	

<p><i>Name of the Facility</i></p>	<p><i>CNC Carving for PCB Prototyping</i></p>	
<p><i>Applications</i></p>	<p><i>Printed Circuit Boards (PCBs) are essential components in a wide range of electronic devices and systems. They are used in everything from consumer electronics like smartphones and TVs to industrial equipment, medical devices, and even defense systems.</i></p>	
<p><i>Technical Specifications</i></p>	<p><i>Parameters</i> <i>Model Name</i> <i>Material</i> <i>Technology</i> <i>Weight</i> <i>Working Area</i> <i>Shank Diameter</i> <i>Spindle Speed Supported Materials</i> <i>Average Operating Noise Data Transmission Methods</i></p> <p><i>Touchscreen</i> <i>Output file</i></p>	<p><i>Specifications</i> <i>A150</i> <i>Aluminium</i> <i>FDM (Fused Deposition Modeling)</i> <i>10 kg</i> <i>160mm X 160mm X 90mm</i> <i>0.5 mm -3.175 mm</i> <i>6,000-12,000 RPM</i> <i>Copper clad for PCB</i> <i><75 dB</i> <i>Wi-Fi, USB cable, USB,flash drive</i> <i>Size: 3.5in.</i></p>
<p><i>Approx Cost</i></p>	<p><i>INR : 60,000 to 70,000</i></p>	
<p><i>Any Specific Requirements</i></p>	<ol style="list-style-type: none"> <i>1 The proper Exhaust system is required for removing generated gases</i> <i>2. Regularly clean the laser lens, mirrors, and the cutting bed.</i> <i>3. Use a reliable cooling system (or an air-conditioning system for the laser machine) to prevent the laser tube from overheating, which can result in reduced power output or damage.</i> 	

<p><i>Photographs</i></p>	
<p><i>Approx Cost</i></p>	<p><i>INR : 1,35,000 to 1,50,000</i></p>
<p><i>Any Specific Requirements</i></p>	<ol style="list-style-type: none"><i>1. Use Flat PCB Blanks</i><i>2. Maintain Controlled conditioned (Air Conditioned and dust free Environment)</i>

<p><i>Name of the Facility</i></p>	<p><i>CNC Router Machine</i></p>	
<p><i>Applications</i></p>	<p><i>A CNC router machine is used for cutting and engraving various materials including Plastic, wood and Non-Metals</i></p>	
<p><i>Technical Specifications</i></p> 	<p><i>Parameters</i></p> <p><i>Working Area</i></p> <p><i>Guide Rail</i></p> <p><i>Drives</i></p> <p><i>Control System</i></p> <p><i>Motor</i></p> <p><i>Spindle</i></p> <p><i>Spindle Power</i></p> <p><i>Z-Axis</i></p> <p><i>Working Table</i></p> <p><i>Transmission System</i></p>	<p><i>Specifications</i></p> <p><i>1300 mm x 2500 mm</i></p> <p><i>20 mm / 25 mm Linear square Guide Rails</i></p> <p><i>Leadshine / Yacotech</i></p> <p><i>DSP A11/NK 105</i></p> <p><i>Stepper / Servo</i></p> <p><i>Air Cooled / Water Cooled</i></p> <p><i>3.5 Kw/4.5 Kw / 5.5 Kw / 6 Kw</i></p> <p><i>200 mm / 300 mm / 400 mm Aluminum Profile with T-slots</i></p> <p><i>Rack and Pinion (Helical Gear)</i></p>
<p><i>Approx Cost</i></p>	<p><i>INR : 3,74,000 to 4,00,000</i></p>	
<p><i>Any Specific Requirements</i></p>	<p><i>1 Proper Dust collection System</i></p> <p><i>2. Wear mask during operation</i></p>	

<p><i>Name of the Facility</i></p>	<p><i>Sublimation Printing machine</i></p>	
<p><i>Applications</i></p>	<p><i>Sublimation printing machines are used for custom T-shirt printing, personalized mug printing, cap and hat printing, mouse pad printing, and keychain customization.</i></p>	
<p><i>Technical Specifications</i></p> 	<p><i>Parameters</i></p> <p><i>Functions</i></p> <p><i>Flat Platen Size</i></p> <p><i>Temperature Range</i></p> <p><i>Time Range</i></p> <p><i>Heating Element Type</i></p> <p><i>Pressure Adjustment</i></p> <p><i>Design</i></p> <p><i>Power Supply</i></p> <p><i>Weight</i></p>	<p><i>Specifications</i></p> <p><i>Flat press, Mug press, Cap press, Plate press</i></p> <p><i>12 x 15 inches</i></p> <p><i>0°C to 250°C</i></p> <p><i>0-999 seconds</i></p> <p><i>Coil-based heating pad</i></p> <p><i>Manual knob control</i></p> <p><i>Swing-away for safety and convenience</i></p> <p><i>220V, 50Hz</i></p> <p><i>Approx. 25-30 kg</i></p>
<p><i>Approx Cost</i></p>	<p><i>INR : 25,000 to 30,000</i></p>	
<p><i>Any Specific Requirements</i></p>	<p><i>1 High humidity may affect paper. The recommended range of Humidity is 40% to 60%.</i></p> <p><i>2. Calibrate temperature and pressure correctly based on the material.</i></p>	

SR INNOVATIVE TECHNOLOGIES

Address: 18, 1st Cross, 80 Feet Road, NGEF Layout, 12th Block, 2nd Stage,
Nagarabhavi, Bengaluru - 560072.

Phone No.: 7892189890, 9916065415

Email ID: sritblr@gmail.com

Website: <https://sritblr.com/>